

Comfortex Prelude Cellular Shades Price List and Reference Guide Effective September 1, 2015

This price list and reference guide contains product pricing, product specifications and technical information for the complete line of Comfortex Prelude Cellular Shades.

Size Standards	2
Standard Rectangular - Prelude 3/4" Light Filtering	3
Standard Rectangular - Prelude 3/4" Blackout	4
Hardware - Standard Cord Lock Shades	5
Hardware - Cord Loop Hardware System	6
Hardware - Cordless Ultra™ Hardware System	7
Highlights Cornice Valance	8
Cleaning and Care	8
Child Safety	9
Conditions of Sale.	9
Policies	9-10
Prelude Cellular Shades Warranty Information	10
Prelude Cellular Shades Order Form	11

Comfortex Prelude Cellular Shades Size Standards

	Cord Lock Standard	Cord Lock Top Down-Bottom Up *	Cord Lock Two-On-One **	Cord Loop	Cord Loop Top Down-Bottom Up	Cord Loop Two-On-One ***
MINIMUMS (all cellular fabrics)						
Width:	8"	10"	16"	18"	24"	36"
Length:	12"	12"	12"	6"	12"	12"
Prelude ¾" Light Filtering (single cell)						
Width:	120"	72"	120"	120"	120"	120"
Width (end mount)	36"	36"	36"	48"	48"	Not Available
Length:	120"	96"	120"	120"	120"	120"
Prelude ¾" Blackout (single cell)						
Width:	120"	72"	120"	120"	120"	120"
Width (end mount)	36"	36"	36"	48"	48"	Not Available
Length:	120"	96"	120"	120"	120"	120"

	Cordless Ultra	Cordless Ultra Top Down-Bottom Up
MINIMUMS (all cellular fabrics)		
Width:	16"	16"
Length:	12"	12"
Prelude ¾" Light Filtering (single cell)		
Width:	120"	96"
Width (end mount)	48"	48"
Length:	84"	84"
Prelude ¾" Blackout (single cell)		
Width:	96"	96"
Width (end mount)	48"	48"
Length:	84"	84"

* For shades under 12" width, maximum length is 80".

** Minimum single panel is 8", maximum single panel is 100".

*** Light Filtering fabrics: Minimum single panel is 18", maximum single panel is 100".

*** Blackout fabrics: Minimum single panel is 18", maximum single panel is 96".

Prelude Light Filtering 3/4" Fabrics

Standard Rectangular Color Coordinated Cord Lock Hardware

		Width In Inches												
		24	30	36	42	48	54	60	66	72	84	96	108	120
Length In Inches	36	105	118	133	148	164	179	192	209	222	253	288	356	385
	42	114	127	143	163	179	195	213	229	247	280	310	389	425
	48	119	137	156	173	192	213	230	250	270	307	349	423	460
	54	128	144	167	186	209	229	249	270	292	333	379	456	497
	60	135	156	178	201	221	245	269	292	314	359	408	491	536
	66	142	164	189	213	237	262	288	312	337	385	440	524	575
	72	148	172	201	225	253	278	304	331	358	413	471	560	611
	78	156	182	211	239	270	298	323	353	383	439	502	596	650
	84	163	189	220	250	285	315	345	375	405	463	531	630	689
	90	167	201	232	262	300	331	364	394	428	489	564	664	727
	96	177	210	243	276	315	349	383	417	451	516	594	699	766
	108	191	230	267	304	345	385	422	460	500	572	658	735	804
120	209	249	291	330	377	420	460	502	543	626	721	770	842	

■ Cord Loop Hardware is recommended on sizes within the shaded area.

Lifting Systems and Design Upgrades:

	24	30	36	42	48	54	60	66	72				
Cord Lock Top Down - Bottom Up Surcharge	64	64	64	64	64	64	64	64	64				
	24	30	36	42	48	54	60	66	72	84	96	108	120
Cordless Ultra & Cord Loop Hardware Surcharge	67	71	77	83	89	96	103	110	118	125	134	142	151
	24	30	36	42	48	54	60	66	72	84	96	108	120
Cordless or Cord Loop Top Down - Bottom Up Hardware Surcharge	150	154	160	166	172	179	186	193	201	208	217	225	234

■ Sizes in dark box are for Cord Loop (Cordless Top Down-Bottom Up max width is 96")

Two on One Head Rail	\$50 Add to Cord Lock or Cord Loop
Highlights Cornice Valance	See page 8 for information.

Prelude Blackout 3/4" Fabrics

Standard Rectangular Color Coordinated Cord Lock Hardware

		Width In Inches												
		24	30	36	42	48	54	60	66	72	84	96	108	120
Length In Inches	36	142	159	180	200	220	240	259	280	300	341	440	481	520
	42	152	169	194	217	240	262	284	308	331	377	479	526	574
	48	161	183	208	234	259	284	310	337	361	413	517	572	621
	54	172	195	223	252	280	307	336	364	392	447	560	616	671
	60	180	208	239	268	299	330	361	392	423	484	597	663	724
	66	191	220	254	284	321	353	387	419	453	519	640	708	777
	72	200	232	268	305	341	377	412	447	484	555	682	756	825
	78	209	245	282	321	361	401	436	476	515	591	722	805	877
	84	217	255	297	337	382	424	464	503	544	624	763	851	931
	90	228	268	311	354	403	447	489	532	576	659	806	896	983
	96	238	281	326	372	423	471	515	560	606	696	845	944	1034
	108	249	295	345	394	447	498	547	595	643	747	892	992	1085
120	268	322	375	429	487	544	595	649	702	811	930	1040	1137	

■ Cord Loop Hardware is recommended on sizes within the shaded area.

Lifting Systems and Design Upgrades:

	24	30	36	42	48	54	60	66	72				
Cord Lock Top Down - Bottom Up Surcharge	64	64	64	64	64	64	64	64	64				
	24	30	36	42	48	54	60	66	72	84	96	108	120
Cordless Ultra & Cord Loop Hardware Surcharge	67	71	77	83	89	96	103	110	118	125	134	142	151
	24	30	36	42	48	54	60	66	72	84	96	108	120
Cordless or Cord Loop Top Down - Bottom Up Hardware Surcharge	150	154	160	166	172	179	186	193	201	208	217	225	234

■ Sizes in dark box are for Cord Loop (Cordless hardware max width is 96")

Two on One Head Rail	\$50 Add to Cord Lock or Cord Loop
Highlights Cornice Valance	See page 8 for information.

Standard Cord Lock Shades

Applications

- Standard Rectangular
- Top Down - Bottom Up
- Two-On-One Head Rail

Standard Hardware Color for all Prelude Shades

- Color coordinated head, middle and bottom rails with color coordinated cord and tassel.




Ordering Information for Standard Cord Lock Shades

Standard Rectangular

- Specify IB or OB mount, and left or right lift cord.

Top Down - Bottom Up

- Specify IB or OB mount.
Top Down - Bottom Up Shades are made with two operating cord locks, one on the left and one on the right side of shade. The right cord lowers the middle rail and left cord raises the bottom.
- Fabric insert is standard on Top Down - Bottom Up Shades. An extra two-cell fabric gasket attached to the top head rail and acts as a seal to eliminate light leakage between the head rail and middle rail when the shade is closed.



Two-On-One Head Rail

Two-On-One Head Rail Shades operate as two separate shades on one head rail.

- Specify IB or OB mount.
- Specify panel sizes.
- Maximum width in a single panel depends on fabric type. See page 2 for maximum single panel width.
- 1/4" to maximum 1/2" space between panels.

Highlights Cornice Valance

Add a designer finishing touch to a cellular shade with a Highlights Cornice Valance. See page 8 for details.

Things to Consider

- If child or pet safety is a concern, consider Cordless Ultra.
- Larger shades can be difficult to operate. Consider Cord Loop hardware.
- If privacy is an issue, consider Top Down-Bottom Up options.

Mounting

Inside Mount

Minimum Mounting Depth

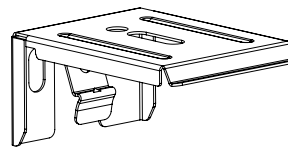
- Standard Installation bracket 1 1/4"
- Swivel bracket 1/2"

Minimum Mounting Depth, flush mount

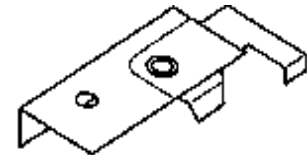
- Standard Installation bracket 2 1/4"
- Swivel bracket 2"
- End mount bracket 2"

Outside Mount

- Minimum flat vertical surface 1"



Standard Bracket



Swivel Bracket



End Mount Bracket

Finished Dimensions

Inside Mount

- Fabric will measure ordered width less: 3/8"
- Head Rail* will measure ordered width less: 3/16"
- Length will measure ordered length.

Outside Mount

- Fabric will measure ordered width.
- Head Rail* will measure ordered width less: 3/16"
- Length will measure ordered length.

End Mount

- Fabric will measure ordered width less: 3/8"
- Head Rail* will measure ordered width less: 3/16"
- Length will measure ordered length.

* Head Rail Measurements include end caps.
Width and length measurements may vary +/- 1/8".


Cord Loop Hardware System

Applications

- Standard Rectangular
- Top Down - Bottom Up
- Two-On-One Head Rail

Standard Hardware Color for all Prelude Shades

- Color coordinated head, middle and bottom rails with white cord and tensioner.



Ordering Information for Cord Loop Hardware Shades

Standard Rectangular

- Specify IB or OB mount, and left or right lift cord.
- Specify cord loop length when ordering.

Top Down - Bottom Up

- Specify IB or OB mount. Specify cord loop length when ordering.
- Controls are the right cord loop lowers the middle rail and left cord loop raises the bottom. Reverse controls are not available.

Two-On-One Head Rail

- Two-On-One Head Rail Shades operate as two separate shades on one head rail.
- Specify IB or OB mount.
- Specify panel sizes.
- Specify cord loop length when ordering.
- Maximum width in a single panel depends on fabric type. See page 2 for maximum single panel width.
- ¼" Space between panels.

Highlights Cornice Valance

Add a designer finishing touch to a cellular shade with a Highlights Cornice Valance. See page 8 for details.

Cord Loop Hardware System Features

Cord loops are available 18" to 10' lengths. Please specify length when ordering. Standard loop sizes are as follows:

Shade Length	Standard Loop
Up to 18"	18"
18" to 42"	2' (24")
42½" to 54"	3' (36")
54½" to 72"	4' (48")
72½" to 90"	5' (60")
90½" to 110"	6' (72")
110½" and greater	8' (96")

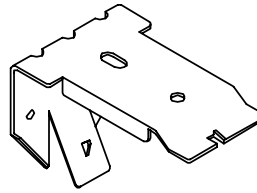
Mounting

Inside Mount

- Minimum Mounting Depth ¾"
- Minimum Mounting Depth, flush mount 2⅛"

Outside Mount

- Minimum flat vertical surface 1½"



Standard Bracket for Cord Loop and Cordless Ultra Shades

Finished Dimensions - Standard Rectangular and Top Down-Bottom Up

Inside Mount

- Fabric will measure ordered width less: ⅜"
- Head Rail* will measure ordered width less: ¼"
- Length will measure ordered length.

Inside mount with hold down brackets

- Fabric will measure ordered width less: ⅝"
- Head Rail* will measure ordered width less: ½"
- Bottom Rail will measure ordered width less: ½"
- Length will measure ordered length.

Outside Mount

- Fabric will measure ordered width less: ⅛".
- Head Rail* will measure ordered width.
- Length will measure ordered length.

End Mount

- Fabric will measure ordered width less: ⅝"
- Head Rail* will measure ordered width less: ½"
- Length will measure ordered length.

Finished Dimensions - Two on One

Inside Mount

- Fabric will measure ordered width less: ⅝"
- Head Rail* will measure ordered width less: ¼"
- Length will measure ordered length.

Outside Mount

- Fabric will measure ordered width less: ⅛".
- Head Rail* will measure ordered width.
- Length will measure ordered length.

* Head Rail Measurements include end caps. Width and length measurements may vary +/- ⅛".


Cordless Ultra Hardware System

Applications

- Standard Rectangular
- Top Down - Bottom Up

Standard Hardware Colors for Prelude Shades

- Color coordinated head, middle and bottom rails.



Ordering Information for Cordless Ultra Hardware Shades

Standard Rectangular

- Specify IB or OB mount.

Top Down - Bottom Up

- Specify IB or OB mount.

Highlights Cornice Valance

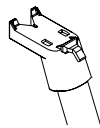
Add a designer finishing touch to a cellular shade with a Highlights Cornice Valance. See page 8 for details.

Things to Consider

- Is the top of your window out of reach? You can order an extension pole to reach but it can still be tricky. You may want to consider Cord Loop hardware.
- For shades mounted on doors, you may want to order hold down brackets.
- If privacy is an issue, consider Top Down-Bottom Up options.

Accessories

- 6' Expandable Pole: \$37.00
- 12' Expandable Pole: \$46.00



Specially designed pole end fits into the handle on the bottom rail and allows for easy operation.

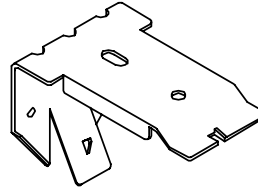
Mounting

Inside Mount

- Minimum Mounting Depth $\frac{3}{4}$ "
- Minimum Mounting Depth, flush mount $2\frac{1}{8}$ "

Outside Mount

- Minimum flat vertical surface $1\frac{1}{2}$ "



Standard Bracket for Cord Loop and Cordless Ultra Shades

Finished Dimensions

Inside Mount

- Fabric will measure ordered width less: $\frac{3}{8}$ "
- Head Rail* will measure ordered width less: $\frac{1}{4}$ "
- Length will measure ordered length.

Inside Mount with Hold Down Brackets

- Fabric will measure ordered width less: $\frac{5}{8}$ "
- Head Rail* will measure ordered width less: $\frac{1}{2}$ "
- Bottom Rail will measure ordered width less: $\frac{1}{2}$ "
- Length will measure ordered length.

Outside Mount

- Fabric will measure ordered width less: $\frac{1}{8}$ "
- Head Rail* will measure ordered width.
- Length will measure ordered length.

End Mount

- Fabric will measure ordered width less: $\frac{5}{8}$ "
- Head Rail* will measure ordered width less: $\frac{1}{2}$ "
- Length will measure ordered length.

* Head Rail Measurements include end caps. Width and length measurements may vary +/- $\frac{1}{8}$ ".

Highlights Cornice Valances

Elevate your windows to a whole new level of design with the Highlights Cornice Valance. Coordinate with other design elements in your room. Add a finishing touch to the top of any window treatment. The Highlights Cornice Valance is versatile and beautiful at a price point that won't leave you wondering how to cover the rest of your windows!



Choose from any fabric in our Envision™ and PERSONA™ line and customize the valance with our 7 available return sizes to best fit your application.

Easy assembly and quick installation, with the Highlights Cornice Valance, more beautiful windows are within your reach.

Refer to your Envision and PERSONA price lists for pricing and specifications.

Cleaning and Care

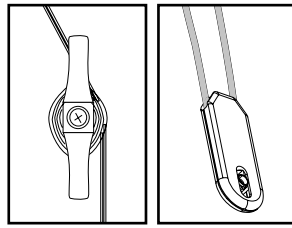
While beautiful and pleasing to the eye, all Comfortex products are designed to be durable, easily cared for and easily cleaned. Our non-woven fabrics are inherently anti-static and repel dust, but occasional feather dusting or vacuuming may be necessary to keep the fabrics clean and bright. Comfortex Cellular fabrics may be ultrasonically cleaned.

DO NOT submerge the Cordless Ultra head rail in water. When damp, lay flat to dry or place back in window and raise tightly to re-crisp pleats. Please test any stronger cleaners on an unobtrusive portion of the shade before using.

For additional advice on care or cleaning, please contact our Technical Services Department.

Child Safety

Comfortex has a long history of designing new child-safety products and is proud to provide a leadership role in cooperating with the Consumer Product Safety Commission (CPSC) for the development of policies and guidelines for the industry by serving on the WCMA Standards Development Committee.



Cord Cleat

Cord Tensioner

All Comfortex products have been fully tested and proven to comply with the current WCMA Standards for safety of corded window coverings.

Be aware that it is possible for children to become entangled in window covering cords. To reduce the risk of accidents, all cords must be kept out of the reach of children. A cord cleat or cord tensioner is an effective way to implement this essential precaution. Please use them.

To mount the cord cleat at a safe height, take into account furniture or other objects upon which a child may climb. Then, after the use of the blind, simply wrap the excess cord around the cleat.

Conditions of Sale

All Comfortex products are custom fabricated to your exact specifications. We cannot accept responsibility for errors in ordering or cancellations and charges after the order is in production.

Policies

Our policies are designed to provide a guide for doing business with Comfortex. Our first priority and number one policy is to provide the highest level of service and total satisfaction.

Freight

Comfortex will ship all orders for fabricated shades or blinds freight free via UPS, FedEx Ground or other similar method within the continental United States*.

A \$3.75 per unit transportation surcharge will be added to all fabricated product orders, within the continental United States, including shades/blinds, vane packs, individual vanes, tracks, valance and cut yardage orders.

In addition, a \$70.00 Common Carrier surcharge** will be added for all orders shipped within the continental United States*, that include shades or blinds with widths of 98" or more and are required to ship by motor freight. Exception: Verticals with lengths of 84" or more, and Roman Shades with widths of 94" or more are required to ship by motor freight.

***Hawaii:** Shipments to the Hawaiian island of Oahu will incur a freight charge of \$80.00 per order, plus \$3.75 per unit. All other Hawaiian islands will incur an \$100.00 per order freight charge, plus \$3.75 per unit.

****Hawaiian Common Carrier Surcharge:** An \$110.00 Common Carrier surcharge for oversized shipments will be added to orders shipping to Hawaii.

***Alaska:** Shipments to Alaska will incur a \$6.00 per unit transportation surcharge.

****Alaska Common Carrier Surcharge:** An \$110.00 Common Carrier surcharge for oversized shipments will be added to orders shipping to Alaska.

Canada: Shipments to Canadian dealers will incur a \$3.75 per unit transportation surcharge. In addition, ground shipping charges will be invoiced on a monthly basis as a percentage of the shade order value, together with a \$110.00 Common Carrier surcharge for oversized shipments. Ground Shipping charges are as follows: (\$1.00 to \$1,000 = 7%, \$1,001 to \$5,000 = 6%, \$5,001 to \$10,000 = 5%, and \$10,001 or more = 4%).

Comfortex Mexico Plant: All shipments from our Mexico plant to Alaska, Hawaii or anywhere outside the Continental US will incur all freight charges (freight forwarder needed if shipping to another country).

Continued

⚠ WARNING	
	The cords on this product present a potential strangulation hazard.
	For child safety, consider cordless alternatives or products with inaccessible cords.
⚠ ADVERTENCIA	
	Los cordones de este producto representan un peligro potencial de estrangulamiento.
	Para la seguridad de los niños, utilice alternativas sin cordón o productos cuyos cordones sean inaccesibles.
⚠ MISE EN GARDE	
	Les câbles de ce produit représentent un danger potentiel de strangulation.
	Pour la sécurité des enfants, pensez au sans fil, ou procurez-vous des produits dont les câbles ne sont pas accessibles.

Freight continued

All Other Countries: All United States dealers requesting to ship orders outside the United States must provide a freight forwarder for Comfortex to ship to within the continental United States. Comfortex cannot ship directly to your customers located outside the United States.

Please Note: Comfortex reserves the right to select another carrier, modify shipping terms or change freight policies without notice.

Service and Repair

Service may be obtained by contacting our Customer Service Department. No products, parts, components or other materials will be authorized for return or repair without prior approval from Comfortex. A Return Authorization (RA) may be obtained by contacting our Technical Service Department. In order to provide the quickest service possible, please have your Comfortex Work Order number and original order information available when you call.

Specifications

All Comfortex products are designed and tested to perform as intended within established, published parameters. Requests for "custom fabrication" of products outside of our published specifications may be considered, but are at the discretion of the Comfortex Technical Services department. Restrictions and additional charges apply.

Download installation instructions, order forms or additional price list copies on the Comfortex OnDemand Library or www.comfortexdealers.com in the Dealers Resource Center.

Prelude Cellular Shades Warranty Information

Comfortex warrants that its window treatments will be free from defects in materials and workmanship for as long as the original residential purchaser owns the product, provided that the product was installed properly and in accordance with the installation instructions. The limited lifetime warranty is extended to the original residential purchaser only, in the original window for which it was installed.

The warranty does not include any conditions or damages resulting from accidents, alterations, misuse, abuse, misapplication, improper handling, installation, repairs, operation, cleaning, exposure to any and all natural and manufactured excessive heat sources. (Excessive heat sources include, but not limited to; magnification of sun light through cubes of glass, heaters of any kind, ovens, candles, lighting fixtures, etc.) This warranty does not cover variation in fabric color, grain, or texture. Loss of pleating is not covered if the product is not being cycled (held in the raised position a portion of the time). Normal wear and tear is not covered.

All moving parts, such as cords, will eventually wear out and fabric may fray. Comfortex considers these things as normal wear and tear which will carry a three year limited warranty. All fabric, including fabric vanes, panels, inserts, and shades carry a five year warranty.

This limited warranty does not cover transportation costs to and from the retailer, costs of removal, re-measure, re-installation of product, or any incidental or consequential damages.

If a Comfortex product is found to be defective in materials or workmanship, we will, at our discretion, repair, replace or refund the cost of a product which fails to conform to this limited warranty. Colors vary from lot to lot and may not exactly match sample swatch, sample book, or previous purchases. Discontinued components or color selections will be replaced with the closest equivalent current product. This shall be your sole remedy under this limited warranty.

To obtain service, the end user should contact the dealer from whom they purchased the product.

This warranty is exclusive and in lieu of all other obligations, liabilities or warranties. In no event shall Comfortex or its licensed fabricators or distributors be liable for incidental or consequential damages, or for any other damage, loss or expense, cost or fee associated with such damage. In some states, exclusions for incidental or consequential damages are not allowable.

This warranty gives specific legal rights, and customers may also have other rights, which vary from state to state. Policy is subject to change without notice.

This limited warranty is exclusive of commercial use. Contact Comfortex Technical Service for more information. No agent, representative, dealer or unauthorized employee has the authority to increase or alter the obligation of this warranty.

This limited warranty supersedes any previous versions.

Prelude

CELLULAR SHADES



Where Innovation is Always in Fashion™

Customer Service (800) 843-4151
 Order Fax (800) 336-4580
 Web Site www.comfortex.com

Company Name: _____ Acct #: _____
 Address: _____
 City / State / Zip: _____
 Phone: _____
 Fax Number: _____

Company Name: _____ Acct #: _____
 Address: _____
 City / State / Zip: _____
 Phone: _____
 Fax Number: _____

P.O. #: _____
 Side Mark: _____
 Contact: _____
 Date: _____

SHIP TO

Hardware Options (Circle one) *	Qty	Width	Length	Color Number	Mount Inside Outside End	Cord Right Left	Cord Loop Only Length 18"-10" **	2 on 1 Yes/No	Hold Downs	Brackets Extension Spacers
S C CD CL CLD CT T					I O E	R L		Y N	Y N	E S
S C CD CL CLD CT T					I O E	R L		Y N	Y N	E S
S C CD CL CLD CT T					I O E	R L		Y N	Y N	E S
S C CD CL CLD CT T					I O E	R L		Y N	Y N	E S
S C CD CL CLD CT T					I O E	R L		Y N	Y N	E S
S C CD CL CLD CT T					I O E	R L		Y N	Y N	E S
S C CD CL CLD CT T					I O E	R L		Y N	Y N	E S

SPECIAL INSTRUCTIONS

* **Hardware**
 S = Standard C = Cordless Ultra CD = Cordless Ultra Top Down-Bottom Up
 CL = Cord Loop CT = Cord Loop Top Down-Bottom Up
 T = Top Down-Bottom Up

** **Cord Loop Length**
 Cord loops are available 18" to 10' lengths. Please specify length when ordering.
 See Prelude Price List and Reference Guide for standard cord loop lengths.

Shipping Charges - Comfortex will ship all orders for fabricated shades freight free via UPS, FedEx Ground or other similar method within the continental United States. Shades with widths of 98" or more do not meet the size and weight requirements of UPS or FedEx Ground are required to ship by motor freight. A Common Carrier surcharge will be added for all orders shipped within the continental United States which required to ship by motor freight. A per unit transportation surcharge will be added to all orders. See freight policy at www.comfortexdealers.com for more details and for freight policy for Hawaii and Alaska.

Customer Signature _____ Date ____/____/____ Measured By ____ Date ____/____/____

